





THE OFFICE PULSE

Every workplace has its own unique pulse. An ever-changing setup of work patterns, cultural behavior and office layouts. Pace, focus and work intensity shift throughout the day. We are digital, but we still need physical storage solutions, for personal- as well as shared items. And, as the last “personal base” to hold on to in the pulsating office. Meet EFG Pulse Storage.

PERSONAL STORAGE FOR INDIVIDUAL WORK PATTERNS



The wide EFG Pulse range allows you to create a storage solution for every unique office space. Open storage, drawers and doors in different sizes can be combined into large or small solutions, placed in a cluster in the open office, along walls, by a personal workplace or used as a space divider. Plinths, legs and wheel-bases in different heights are available in a number of colours. All doors and drawers can be equipped with key-locks, code-locks or RFID-locks.

Selection of units:



S80D25C + SPL800



S16D35C + SPL1582



S80D36 + SMW800



RFID-locks available as standard, with optional programming. The system can be integrated with an existing RFID-system, such as entry doors etc.



Pulse personal storage unit in white pigmented ash veneer.



ASSORTMENT MODULES

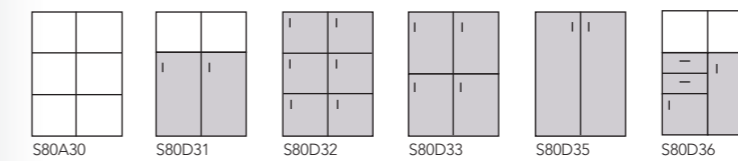
DOORS AND DRAWER COMBINATIONS

Units in three heights and three widths in various standard combinations of doors, drawers and open shelves. Depth 400 mm. Choose a base from the list below; plinth, metal stand or wheel base. Drawer set available as option on the open units. W - unit is also possible to mount on wall.

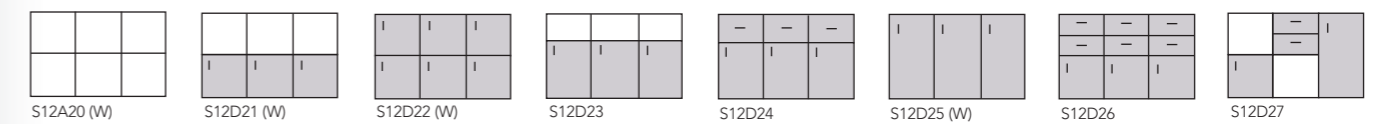
2A4 x 2 modules (h746 mm x w800 mm)



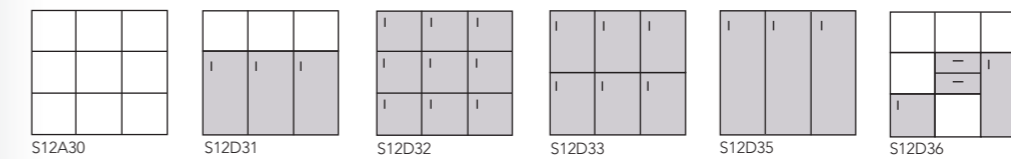
3A4 x 2 modules (h1098 mm x w800 mm)



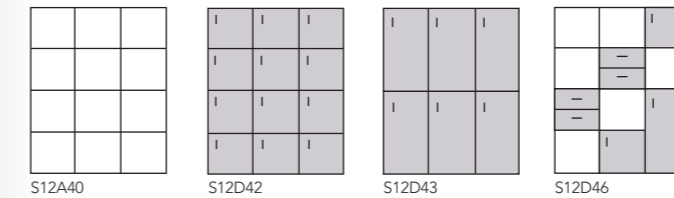
2A4 x 3 modules (h746 mm x w1191 mm)



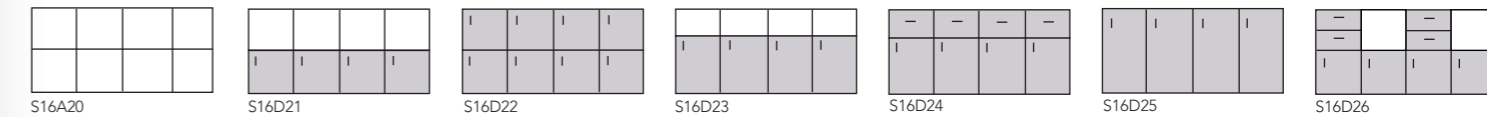
3A4 x 3 modules (h1098 mm x w1191 mm)



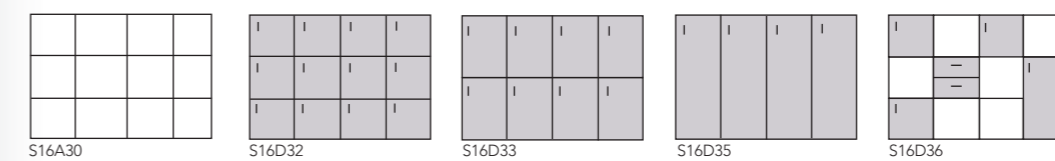
4A4 x 3 modules (h1450 mm x w1191 mm)



2A4 x 4 modules (h746 mm x w1582 mm)



3A4 x 3 modules (h1098 mm x w1582 mm)



MATERIALS AND FINISHES

FRONTS

Lacquer



TC · CORAL PINK
NCS S 2030-Y60R



TD · DUSTY GREEN
NCS S 4010-G70Y



TE · STEEL BLUE
NCS S 6010-R90B

FRAME

Veneer



A2 · ASH WHITE 2%



B5 · NATURAL BIRCH




R5 · NATURAL BEECH

SHELVES, PARTITIONS AND BACKS*

Laminate



MB · BIRCH



MR · BEECH




ME · OAK



MV · WHITE
NCS 0502-G50Y



M6 · LIGHT GREY
NCS 2201-G58Y



MA · ANTHRACITE
NCS S8000-N

PLINTH

Plastic**




PV · WHITE
NCS 0502-G50Y



PA · ANTHRACITE
NCS S8000-N

** for 800 mm wide modules only.

HANDLES



Knob
Available on all Pulse units



71 · CHROME-GREEN




65 · GREY-BLUE



69 · SALMON-PINK




24 · BLACK



Z4 · WHITE



62 · SILVER



90 · CHROME



92 · BRASS



Bail handle
Available on all Pulse units. Longer version on Towers



71 · CHROME-GREEN




65 · GREY-BLUE



69 · SALMON-PINK




24 · BLACK



Z4 · WHITE



62 · SILVER



90 · CHROME



26 · GREY

BASES



Metal stand
Two heights, 94 mm and 235 mm.



71 · CHROME-REEN




65 · GREY-BLUE



69 · SALMON-PINK



24 · BLACK




Z4 · WHITE



62 · SILVER



Wheel base
Available on 800 and 1191 mm wide units.



24 · BLACK




Z4 · WHITE



62 · SILVER

LOCKS



Key lock
Available on all units



Code lock
Available on all units. White as standard, black on fronts in MA.



RFID lock
Available on all units.

e|F|G